

## HF 8 channel Multiplexer ID ISC.ANT.MUX



### FEATURES

- Communication between reader and multiplexer via antenna cable
- Multiplexer outputs are controlled by the reader, a host or digital inputs
- Non-wearing electronic switching of the outputs
- Two independent reader input channels for variable antenna applications
- High switching rate (< 1ms)
- Also available as 8 channel MUX Module or 4 channel MUX Module



**SHORT DESCRIPTION**

The 8 channel Multiplexer ID ISC.ANT.MUX-A facilitates switching between RFID antennas with an operating frequency of 13.56 MHz. With one Multiplexer several single antennas and gate solutions can be operated with only one reader.

Any of the eight Multiplexers outputs can be assigned to both inputs by jumper adjustment.

In addition it is possible to connect further Multiplexers with Multiplexers already in use to raise the number of possible antenna connections.

The Multiplexer is controlled either via a digital input or the antenna cable connected with the reader.

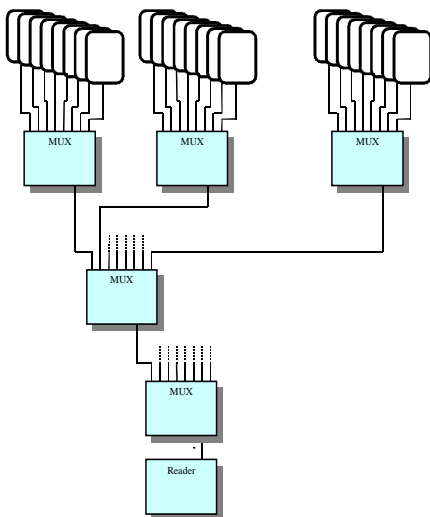
An additional connection to the Multiplexer is not necessary which guarantees an easy installation even several Multiplexers are in use. The advanced communication between the reader and the Multiplexer allows direct switching to any output.

Additionally, FEIG ELECTRONIC offers an 8 channel Multiplexer in a housing, an 8 channel Multiplexer Module and a 4 channel Multiplexer.

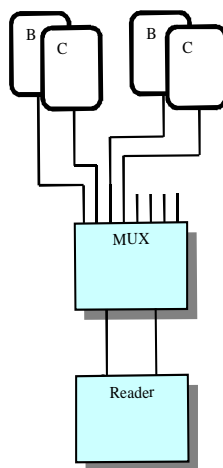
**Order descriptions:**

- ID ISC.ANT.MUX**                      HF Multiplexer (8 channels)
- ID ISC.ANT.MUX.M8**              HF Multiplexer Module (8 channels)
- ID ISC.ANT.MUX.M4**              HF Multiplexer Module (4 channels)

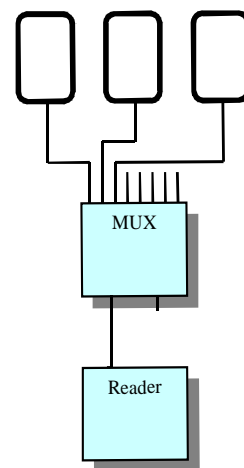
**Examples of use:**



Several connected Multiplexers



Multiplexer with gate solution



Multiplexer with single antennas

## **TECHNICAL DATA**

Dimensions (W x H x D)	182 x 110 x 90 mm
Housing	Plastic ASA, with screwed plexiglas lid
Weight	approx. 550 g
Protection class	IP 65
Operating frequency	13.56 MHz
Grommet	12 x screwed cable gland M16 x 1,5
Supply voltage	12 – 24 V DC
Power consumption	maximum 4.0 W
Attenuation per channel	maximum 0.5 dB
Max. permissible switching power	10 W
RF connections	
2 x input	SMA jack (50Ω)
8 x output	SMA jack (50Ω)
RF switch	electronic switch; switching speed < 1ms
Triggering	
Reader	via RF input 1
external pulse generator	digital input
Digital inputs	
1 x opto koupler	maximum 24 V DC / 20 mA
Signal indicators	1 x LED per channel, 3 x LED (Run / HF / communication)
Temperature range	
Operation	-25°C up to 65°C
Storage	-40°C up to 80°C

## **STANDARD CONFORMITY**

EMC	EN 61000-6-3 EN 61000-6-2
Vibration	EN 60068-2-6 10 Hz bis 150 Hz; 0.075 mm / 1g
Shock	EN 60068-2-27 acceleration: 30g

FEIG ELECTRONIC reserves the right to change specification without notice at any time.  
State of information: September 2011.