

The **Advisor A75** is a universal panel meter for displaying process variables in engineering units. In addition to the features offered by the fixed range A70, the A75 has twelve on-site selectable process voltage and current inputs. The meter is housed in a robust enclosure with high quality push-buttons, display and terminals and will provide many years of reliable service.

**Main application** of the A75 is to display a current or voltage such as 4/20mA or 0/10V in engineering units. Twelve different input ranges can be selected, and the meter may be calibrated to display the input in any linear engineering units such as level, pressure or position. For flow applications the A75 includes a selectable root extractor to linearise the display. Optional accessories which further extend the applications include an isolated supply to power a remote 2-wire transmitter, a four wire transducer power supply, a 4/20mA isolated output proportional to the display, and two alarms. To prevent operators being dazzled, the display brilliance is continuously adjustable from the front panel.

**Calibration and programming** is performed via the four front panel push-buttons which 'click' when operated. To prevent accidental or unauthorised adjustment, the programming functions are contained in easy to understand menus protected by a four digit user definable security code. All the instrument functions are programmable. The display can easily be recalibrated on-site using the internal references or an external voltage or current source. Loss of power does not affect calibration as all settings are retained for at least five years after power loss or disconnection.

**The front panel** is a robust, easy to clean Noryl moulding sealed with a non-reflective, scratch resistant polyester membrane. All A75 panel meters have a captive neoprene gasket which provides an IP65 seal between the enclosure and the panel, thus making the instrument suitable for installation in panels which are frequently hosed down.

**The transmitter power supply** is an optional fully isolated dc supply which may be used to power any external instrument which consumes less than 22mA. It is primarily intended for energising remote loop powered 4/20mA temperature or pressure transmitters.

**An optional four wire power supply** is available for powering remote bridges, enabling the A75 panel meter to display linear weights and pressures without the need for a separate transmitter. The sensing wires eliminate the effect of cable resistance, and five different output voltages may be selected by the position of an internal link.

**A 4/20mA current** proportional to the A75 display is obtainable from the optional re-transmitted output. This current is fully isolated and may be programmed to represent any part of the display.

**For weighing applications** an optional Tare Function modifies the operation of the front panel push-buttons so the display may be zeroed at any input. The initial reading is therefore automatically subtracted from subsequent readings. A front panel LED is illuminated when the tare button has been operated.

**Optional alarms** provide two channels each with a relay output which may be independently programmed as a high or low trip. The alarm set-points are adjusted via the front panel push-buttons and may be accessed from the display mode via a separate security code. Separate front panel LED annunciators show the status of each alarm.

**Reliability is ensured** by an ISO9001 approved quality control system. The A75 is protected from reverse connection and overrange inputs, and incorporates extensive radio frequency filtering to comply with the European EMC Directive.

**A single range panel meter** is also available, see datasheet for Advisor A70.

# Advisor A75

## Universal process input panel meter

*Programmable input range*


- ◆ **4 digit LED display with adjustable brilliance**
- ◆ **24Vdc, 115Vac & 230Vac models**
- ◆ **12 selectable process voltage and current inputs**
- ◆ **Maximum & minimum display**
- ◆ **Optional:**
  - Transmitter power supply**
  - Transducer power supply**
  - Alarms**
  - Isolated 4/20mA output**
  - Tare function**
- ◆ **96 x 48mm DIN enclosure with easy to clean IP65 front.**
- ◆ **3 year guarantee**

# BEKA

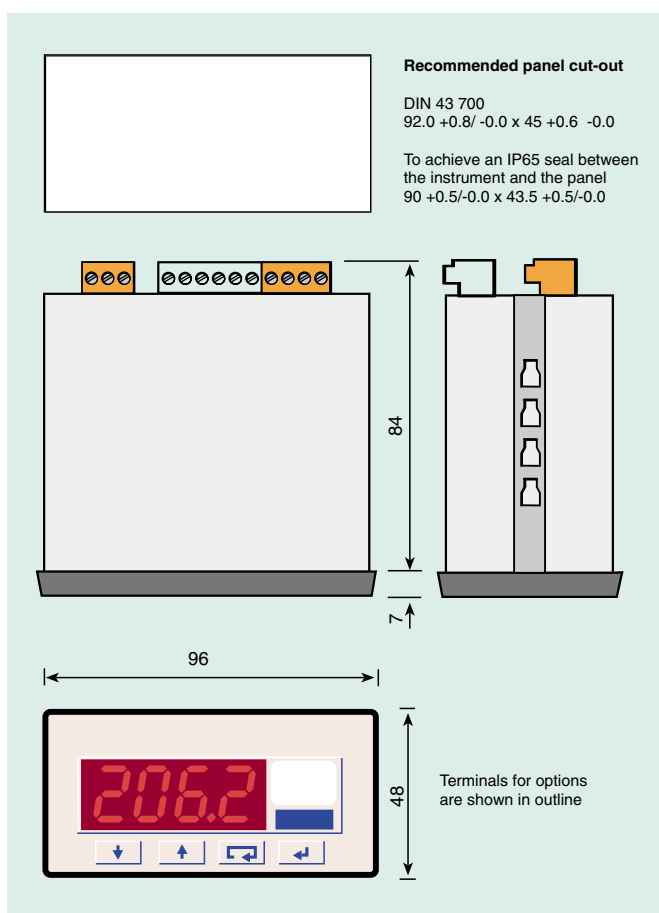
## associates

BEKA associates Ltd. Old Charlton Rd.  
Hitchin, Hertfordshire, SG5 2DA, U.K.  
Tel. (01462) 438301 Fax (01462) 453971  
e-mail sales@beka.co.uk www.beka.co.uk

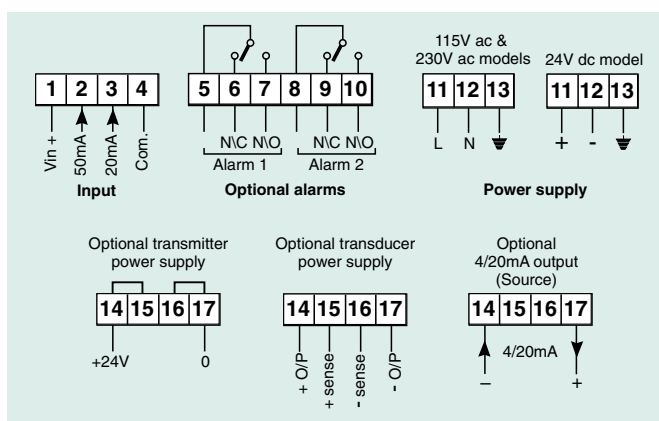
## SPECIFICATION

<b>Supply</b>	
Voltage	10 to 35Vdc 99 to 132Vac 50/60Hz 198 to 264Vac 50/60Hz
	4W max
<b>Display</b>	
Type	4 digit LED 14.2mm high with adjustable brilliance.
Zero	Adjustable between -1999 and 9999
Span	Adjustable between 0 and $\pm 11989$
Decimal point	1 of 4 positions selectable or absent
Zero blanking	Only 1 leading zero is displayed
Polarity	Automatic minus sign
Overrange	Displays -1 or 1
Reading rate	Greater than 2 per second
<b>Push-buttons</b>	<i>In operating mode without accessories</i>
Down ▼	Shows display at minimum input
Up ▲	Shows display at maximum input
Scroll ↻	Displays input in mA or volts, or as a percentage of input range. When tare or alarm accessories are fitted has modified function.
<b>Input</b>	
Range	<i>Selectable on-site</i> 0 - 100mV, 0 - 200mV, 0 - 500mV, 0 - 1V, 0 - 2V, 0 - 5V, 1 - 5V, 0 - 10V, 0 - 20mA, 4 - 20mA, 0 - 50mA or 10 - 50mA.
Impedance	
Voltage ranges	Greater than 1M $\Omega$
Current ranges	Less than 10 $\Omega$
Isolation	500V rms between input, power supply and optional accessory outputs.
<b>Performance</b>	
Accuracy including non-linearity at 20°C	
Linear	$\pm 0.05\%$ of span $\pm 1/2$ digit
Root extracting	$\pm 0.1\%$ of range at input $\pm 1$ digit
Clip-off	Meter displays 0 below 5% flow
Resolution	1 part in 10,000
Series mode ac rejection	Less than 1% error for 200mV rms 45 - 55Hz. 2% at 60Hz
Common mode ac rejection	Less than 0.2% error for 250V rms 50Hz.
Temp. effect	
Zero drift	50ppm max/°C of display span
Span drift	100ppm max/°C of display span
<b>Environmental</b>	
Operating temp	-20 to +50°C
Storage temp	-40 to +85°C
Humidity	To 95% at 40°C non-condensing
Enclosure	Front IP65 rear IP20
EMC	In accordance with EU Directive 89/336/EEC, full report available.
LVD	In accordance with EU Directive 73/23/EEC, full report available
<b>Mechanical</b>	
Terminals	Screw clamp for 0.5 to 1.5mm <sup>2</sup> cables
Weight	
24Vdc	0.25kg
110 & 230Vac	0.45kg
<b>Accessories</b>	
Transmitter power supply	24Vdc at 22mA max short circuit protected.
Transducer supply	5V, 10V, 12V or 15V at 22mA
	Two sense wires eliminate affect of cable resistance.
Drift	Less than 100ppm/°C
Alarms	Two independent alarm channels
Output	Single pole change over contact
Rating	250V; 5A ac; 30V; 5A dc
Programmable functions	High or low trip. Latching or non-latching
4/20mA output	Isolated analogue output programmable to represent any part of the display.
Load	500 $\Omega$ maximum
Tare function	Primarily intended for weighing applications. Sets meter display to zero when  button is operated. Function indicated by front panel LED annunciator.
Typeset scale card	Selection of common units supplied with each instrument. Custom typeset card can be supplied.
Tag number	Thermally printed number on rear of the instrument.

## DIMENSIONS (mm)



## TERMINAL CONNECTIONS



## HOW TO ORDER

<b>Model number</b>	A75
<b>Power supply</b>	24Vdc, 115Vac or 230Vac
<b>Input range</b>	0 - 100mV, 0 - 200mV, 0 - 500mV, 0 - 1V, 0 - 2V, 0 - 5V, 1 - 5V, 0 - 10V, 0 - 20mA, 4 - 20mA, 0 - 50mA or 10 - 50mA.
<b>Display</b>	Required display at zero and full scale input.*
<b>Root extractor</b>	ON or OFF*
*Will be calibrated 4/20mA input, with 0 to 100.0 display and rooter OFF, if information is not supplied. Can easily be re-calibrated on-site.	
<b>Accessories</b>	<b>Please specify if required</b>
Transmitter power supply	Transmitter supply
Transducer power supply	Transducer supply
output voltage	5V, 10V, 12V or 15V
4/20mA retransmitted output	4/20mA output
	Meter display for 4mA
	Meter display for 20mA
<b>Alarms</b>	Alarms
<b>Tare function</b>	Tare
<b>Custom scale card</b>	Legend
<b>Tag number</b>	Legend

Only one can be fitted