


Data Cables



Content

	page
Applications	J/3
Selection table	J/4
 PVC data cables	
➤ LiYY PVC data cable	J/5-6
➤ LiYY TP PVC data cable twisted pairs	J/7
➤ LiYCY PVC data cable with overall copper screen	J/8-9
➤ LiYCY (B) TP PVC data cable twisted pairs with overall copper screen	J/10
➤ LiFYCY (B) TP PVC data cable twisted pairs extra fine wires with overall copper screen	J/11
➤ LiYDY-CY TP PVC data cable twisted pairs with pair-wise and overall copper screen	J/12
 Semi rigid PVC data cables acc. to UL/CSA	
➤ SRY D 311 semi rigid PVC data cable	J/13
➤ SRY D 321 C semi rigid PVC data cable with overall copper screen	J/14
➤ SRY D 351 C (B) TP semi rigid PVC data cable twisted pairs with overall copper screen	J/15
➤ DC 300 DS semi rigid PVC data cable with double screen	J/16
➤ DC 300 DS TP semi rigid PVC data cable twisted pairs with double screen	J/17
 FEP insulated Koax cables	
➤ RG 179 FEP FEP insulated Koax cable with FEP jacket in reference to RG 179 (75 Ω)	J/18
➤ RG 316 FEP FEP insulated Koax cable with TPE jacket in reference to RG 316 (50 Ω)	J/19

You will find halogen-free data cables in chapter A

Applications

■ Modern electronics and miniaturized appliances require data cables with smallest cross sections, best screenings and highest flexibility. SAB data cables meet these requirements to a high degree. Different types of screenings, i.e. single or double screens, tinned copper wrappings or braids, protect the cables against outer high-frequency interference. Different types of strandings (in layers or pair-wise) can prevent mutual interference of adjoining circuits. Especially in the computer era data cables have become essential and they must continuously to the latest technical developments. The colour code with reference to DIN 47100 guarantees a perfect assignment of the cores for the connection of the cable. The cables are produced with reference to the usual DIN VDE regulations.

■ PVC data cables

SAB data cables are used for the transmission of measuring, control and voice signals in electronic control appliances, in electronics of data processing systems, for paging and intercom systems, weighing installations, office machines, etc. The cables can be used for fixed installations and flexible applications with free movement, without tensile load and mechanically guided movement in dry, damp and wet rooms. They are not suitable for outdoor use.

Exemplary applications:

LiYY	Scales, construction of appliances and control panels, construction of low-voltage switchboard plants, communication technologies
LiYY TP	Scales, construction of appliances and control panels, construction of low-voltage switchboard plants, communication technologies, construction of appliances for electric installations
LiYCY LiYCY (B)	Scales, construction of appliances and control panels, construction of low-voltage switchboard plants, process controls, construction of appliances for electric installations, test and control techniques
LiYCY (B) TP LiFYCY (B) TP	Measuring, control and voice signals, e.g. in low-voltage switchboard plants, scales and appliance engineering, in communication technologies, in control and measuring technologies, in office and computing machines
LiYDY-CY TP	Measuring, control and voice signals, e.g. in scales and low-voltage switchboard plant engineering, for interference-prone operation controls, in control and measuring technologies, in high-sensitive data processing systems
SRY D 311 SRY D 321 C SRY D 351 C (B) TP	Measuring, control and voice signals, e.g. in medicine technologies, in scales and low-voltage switchboard plant engineering, in control and measuring technologies, for interference-prone operation controls, in high-sensitive data-processing systems
DC 300 DS DC 300 DS TP	Measuring, control and voice signals, e.g. in scales and low-voltage switchboard plant engineering, for interference-prone process controls, in control and measuring technologies, in high-sensitive data processing systems

■ FEP insulated Koax cables

RG 179 FEP is a high temperature coax cable with an excellent resistance to chemicals and solvents. This cable is suitable for attenuation poor and distortionless transmission of signals referring to RG 179 (75 Ω impedance). RG 316 FEP is a FEP insulated coax cable with TPE outer jacket in reference to RG 316 (50 Ω impedance). The TPE outer jacket is especially used where plugs are tight encapsulated.

Exemplary applications:

RG 179 FEP	High broadband transmission
RG 316 FEP	Telecommunication e. g. cell phone and industrial communication

■ You will find further information about the safe application of cables on pages N/28-38

Selection table

		Cable type													
		LiYY	LiYY TP	LiYCY	LiYCY (B) TP	LiFYCY (B) TP	LiYDY-CY TP	SRY D 311	SRY D 321 C	SRY D 351 C (B) TP	DC 300 DS	DC 300 DS TP	RG 179 FEP	RG 316 FE	
Basic construction	Bare copper strands with reference to DIN VDE 0812	x	x	x	x		x								
	Bare copper strands, extra fine wires					x									
	Bare copper strands acc. to ASTM B 286							x	x	x					
	Tinned copper strands acc. to ASTM B 286										x	x			
	Tinned copper strands, fine wires													x	
	Silver-plated strands, fine wires													x	
	Overall copper screen			x	x	x	x		x	x	x	x	x		x
	Silver-plated screen													x	
	Pair-wise screen						x								
	No coupling of individual signals, low influence of neighbored cable circuits effective suppression of crosstalk and side-to-side crosstalk effects		x		x	x	x			x		x			
Drain wire				x	x	x			x	x	x				
Temperature range fixed laying*	+ 180 °C														
	+ 90 °C														
	+ 80 °C (UL/CSA)														
	+ 70 °C														
	- 30 °C														
	- 50 °C														
	- 90 °C														
Voltage	Peak operating voltage < 0.25 mm ² = max. 350 V	x	x	x	x	x	x								
	Peak operating voltage ≥ 0.25 mm ² = max. 500 V	x	x	x	x	x	x								
	Peak operating voltage 900 V												x	x	
	Voltage (UL/CSA) = 300 V							x	x	x	x	x			
	Testing voltage < 0.25 mm ² = 800 V	x	x	x	x	x	x				x	x			
	Testing voltage ≥ 0.25 mm ² = 1200 V	x	x	x	x	x	x								
Testing voltage 1500 V							x	x	x						
Testing voltage 2000 V													x	x	
Standards and approvals	Fire performance: flame retardant and self-extinguishing acc. to IEC 60332-1-2 + EN 60332-1-2	x	x	x	x	x	x								
	Fire performance: flame retardant and self-extinguishing acc. to UL VW1, CSA FT1 FT2							x	x	x	x	x			
	UL/CSA Approval							x	x	x	x	x			
Characteristics	Oil resistance acc. to internal standard	x	x	x	x	x	x	x	x	x	x	x			
	Chem. resistance: very good against acids, halogens, bases, chlorinated solvents as well as organic and inorganic compounds												x		
	Flexibility	B	B	B	B	A	B	B	B	B					



A = very good
B = good

*The temperature range for flexible application is mentioned on the corresponding catalogue page

LiYY PVC data cable



Marking for LiYY 03053614:
SAB BRÖCKSKES · D-VIERSEN · LiYY 36 x 0,14 mm² CE

Construction:

Conductor:	bare copper strands with reference to DIN VDE 0812
Insulation:	PVC, Y12 acc. to DIN VDE 0207 part 4
Colour code:	with reference to DIN 47100
Stranding:	in layers
Sheath material:	PVC, YM1 acc. to DIN VDE 0207 part 5
Sheath colour:	grey (RAL 7032)

Outstanding features:

- flexible
- small outer diameter
- small bending radius

Technical data:

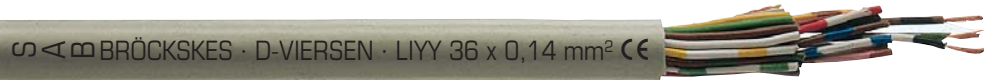
Peak operating voltage:	< 0,25 mm ² = max. 350 V ≥ 0,25 mm ² = max. 500 V
Testing voltage:	< 0,25 mm ² = 800 V ≥ 0,25 mm ² = 1200 V
Min. bending radius	
<i>fixed laying:</i>	5 x d
<i>flexible application:</i>	10 x d
Capacitance:	see page N/8
Radiation resistance:	8 x 10 ⁷ cJ/kg
Temperature range	
<i>fixed laying:</i>	-30/+70 °C
<i>flexible application:</i>	-5/+70 °C
Fire performance:	flame retardant and self-extinguishing acc. to IEC 60332-1-2 + EN 60332-1-2
Oil resistance:	acc. to internal standard, see page N/13
Chem. resistance:	see page N/9
Absence of harmful substances:	acc. to RoHS directive of the European Union see page N/14

item no.	no. of cores x cross section n x mm ²	outer-ø ± 5% mm	copper figure kg/km	cable weight ≈ kg/km
03050214	2 x 0,14	3,1	2,7	13
03050314	3 x 0,14	3,3	4,0	15
03050414	4 x 0,14	3,5	5,4	17
03050514	5 x 0,14	3,8	6,7	21
03050614	6 x 0,14	4,1	8,1	25
03050714	7 x 0,14	4,1	9,4	25
03050814	8 x 0,14	4,7	10,8	33
03051014	10 x 0,14	5,1	13,4	34
03051214	12 x 0,14	5,3	16,1	39
03051414	14 x 0,14	5,5	18,8	44
03051614	16 x 0,14	6,0	21,5	53
03051814	18 x 0,14	6,3	24,2	59
03052014	20 x 0,14	6,6	26,9	65
03052114	21 x 0,14	6,9	28,2	69
03052414	24 x 0,14	7,3	32,3	73
03052514	25 x 0,14	7,7	33,6	79
03052714	27 x 0,14	7,7	36,3	83
03053014	30 x 0,14	7,9	40,3	90
03053214	32 x 0,14	8,2	43,0	97
03053614	36 x 0,14	8,5	48,4	107
03054014	40 x 0,14	9,1	53,8	119
03054414	44 x 0,14	9,5	59,1	126
03054814	48 x 0,14	10,1	64,5	144
03055014	50 x 0,14	10,3	67,2	149
03055214	52 x 0,14	10,3	69,9	154
03055614	56 x 0,14	10,6	75,3	165
03056114	61 x 0,14	10,9	82,0	175
03050225	2 x 0,25	3,4	4,8	16

item no.	no. of cores x cross section n x mm ²	outer-ø ± 5% mm	copper figure kg/km	cable weight ≈ kg/km
03050325	3 x 0,25	3,6	7,2	20
03050425	4 x 0,25	3,9	9,6	24
03050525	5 x 0,25	4,2	12,0	29
03050625	6 x 0,25	4,6	14,4	34
03050725	7 x 0,25	4,6	16,8	35
03050825	8 x 0,25	5,2	19,2	45
03050925	9 x 0,25	5,6	21,6	51
03051025	10 x 0,25	5,9	24,0	51
03051225	12 x 0,25	6,1	28,8	58
03051425	14 x 0,25	6,4	33,6	66
03051625	16 x 0,25	6,7	38,4	74
03051825	18 x 0,25	7,1	43,2	83
03052025	20 x 0,25	7,6	48,0	95
03052125	21 x 0,25	7,9	50,4	100
03052425	24 x 0,25	8,4	57,6	108
03052525	25 x 0,25	8,6	60,0	112
03052725	27 x 0,25	8,6	64,8	119
03053025	30 x 0,25	8,9	72,0	131
03053225	32 x 0,25	9,2	76,8	139
03053625	36 x 0,25	10,0	86,4	163
03054025	40 x 0,25	10,6	96,0	181
03054425	44 x 0,25	11,1	105,6	192
03054825	48 x 0,25	11,3	115,2	206
03055025	50 x 0,25	11,6	120,0	214
03055225	52 x 0,25	11,6	124,8	221
03055625	56 x 0,25	11,9	134,4	237
03056125	61 x 0,25	12,3	146,4	254

Continued on next page

LIYY PVC data cable



Marking for LIYY 03053614:

SAB BRÖCKSKES · D-VIERSEN · LIYY 36 x 0,14 mm² CE

item no.	no. of cores x cross section n x mm ²	outer-ø ± 5% mm	copper figure kg/km	cable weight ≈ kg/km
03050234	2 x 0,34	4,0	6,5	23
03050334	3 x 0,34	4,2	9,8	27
03050434	4 x 0,34	4,6	13,1	33
03050534	5 x 0,34	5,0	16,3	41
03050634	6 x 0,34	5,5	19,6	49
03050734	7 x 0,34	5,5	22,8	51
03050834	8 x 0,34	6,5	26,1	67
03051034	10 x 0,34	7,1	32,6	72
03051234	12 x 0,34	7,3	39,2	83
03051434	14 x 0,34	7,9	45,7	98
03051634	16 x 0,34	8,3	52,2	111
03051834	18 x 0,34	8,8	58,8	124
03052034	20 x 0,34	9,2	65,3	137
03052134	21 x 0,34	10,0	68,5	153
03052434	24 x 0,34	10,6	78,3	165
03052534	25 x 0,34	10,8	81,6	170
03052734	27 x 0,34	10,8	88,1	181
03053034	30 x 0,34	11,2	97,9	197
03053234	32 x 0,34	11,6	104,4	210
03053634	36 x 0,34	12,1	117,5	234
03054034	40 x 0,34	12,9	130,6	261
03054434	44 x 0,34	13,5	143,6	277
03054834	48 x 0,34	13,7	156,7	298
03055234	52 x 0,34	14,5	169,7	333
03055634	56 x 0,34	14,9	182,8	356
03056134	61 x 0,34	15,4	199,1	382
03050250	2 x 0,50	4,3	9,6	27
03050350	3 x 0,50	4,5	14,4	33
03050450	4 x 0,50	4,9	19,2	40
03050550	5 x 0,50	5,4	24,0	50
03050650	6 x 0,50	6,1	28,8	62
03050750	7 x 0,50	6,1	33,6	65
03050850	8 x 0,50	7,1	38,4	83
03051050	10 x 0,50	7,9	48,0	92
03051250	12 x 0,50	8,1	57,6	106
03051450	14 x 0,50	8,5	67,2	120
03051650	16 x 0,50	9,0	76,8	137
03051850	18 x 0,50	9,5	86,4	152
03052050	20 x 0,50	10,4	96,0	178
03052150	21 x 0,50	10,9	100,8	189
03052450	24 x 0,50	11,5	115,2	203
03052550	25 x 0,50	11,7	120,0	210

item no.	no. of cores x cross section n x mm ²	outer-ø ± 5% mm	copper figure kg/km	cable weight ≈ kg/km
03052750	27 x 0,50	11,7	129,6	223
03053050	30 x 0,50	12,1	144,0	244
03053250	32 x 0,50	12,6	153,6	261
03053650	36 x 0,50	13,1	172,8	290
03054050	40 x 0,50	14,5	192,0	337
03054450	44 x 0,50	15,1	211,2	358
03054850	48 x 0,50	15,3	230,4	384
03055250	52 x 0,50	15,7	249,6	412
03055650	56 x 0,50	16,2	268,8	442
03056150	61 x 0,50	16,7	292,8	475
03050275	2 x 0,75	4,9	14,4	37
03050375	3 x 0,75	5,2	21,6	45
03050475	4 x 0,75	5,9	28,8	58
03050575	5 x 0,75	6,4	36,0	71
03050675	6 x 0,75	7,0	43,2	84
03050775	7 x 0,75	7,0	50,4	89
03050875	8 x 0,75	8,3	57,6	116
03051075	10 x 0,75	9,1	72,0	127
03051275	12 x 0,75	9,4	86,4	146
03051475	14 x 0,75	10,3	100,8	175
03051675	16 x 0,75	10,8	115,2	198
03051875	18 x 0,75	11,4	129,6	221
03052175	21 x 0,75	12,5	151,2	260
03052475	24 x 0,75	13,3	172,8	280
03052775	27 x 0,75	13,6	194,4	309
03053075	30 x 0,75	14,5	216,0	351
03053275	32 x 0,75	15,0	230,4	375
03053675	36 x 0,75	15,6	259,2	417
03050280	2 x 1,00	5,1	19,2	43
03050380	3 x 1,00	5,4	28,8	54
03050480	4 x 1,00	6,1	38,4	70
03050580	5 x 1,00	6,7	48,0	87
03050680	6 x 1,00	7,3	57,6	103
03050780	7 x 1,00	7,3	67,2	110
03050285	2 x 1,50	5,6	28,8	54
03050385	3 x 1,50	6,1	43,2	70
03050485	4 x 1,50	6,7	57,6	87
03050585	5 x 1,50	7,7	72,0	115
03050685	6 x 1,50	8,4	86,4	136
03050785	7 x 1,50	8,4	100,8	146

Other dimensions and colours are possible on request.

LiYY TP PVC data cable, twisted pairs



Marking for LiYY TP 03250514:
SAB BRÖCKSKES · D-VIERSEN · LiYY TP 5 x 2 x 0,14 mm² CE

Construction:

Conductor:	bare copper strands with reference to DIN VDE 0812
Insulation:	PVC, Y12 acc. to DIN VDE 0207 part 4
Colour code:	with reference to DIN 47100
Stranding:	cores twisted to pairs, pairs twisted in layers
Wrapping:	PETP foil
Sheath material:	PVC, YM1 acc. to DIN VDE 0207 part 5
Sheath colour:	grey (RAL 7032)

Outstanding features:

- flexible
- small outer diameter
- small bending radius

Technical data:

Peak operating voltage:	< 0,25 mm ² = max. 350 V ≥ 0,25 mm ² = max. 500 V
Testing voltage:	< 0,25 mm ² = 800 V ≥ 0,25 mm ² = 1200 V
Min. bending radius	
<i>fixed laying:</i>	5 x d
<i>flexible application:</i>	10 x d
Capacitance:	see page N/8
Radiation resistance:	8 x 10 ⁷ cJ/kg
Temperature range	
<i>fixed laying:</i>	-30/+70 °C
<i>flexible application:</i>	-5/+70 °C
Fire performance:	flame retardant and self-extinguishing acc. to IEC 60332-1-2 + EN 60332-1-2
Oil resistance:	acc. to internal standard, see page N/13
Chem. resistance:	see page N/9
Absence of harmful substances:	acc. to RoHS directive of the European Union see page N/14

item no.	no. of pairs x cross section n x 2 x mm ²	outer-ø ± 10% mm	copper figure kg/km	cable weight ≈ kg/km
03250314	3 x 2 x 0,14	4,9	8,1	27
03250414	4 x 2 x 0,14	5,5	10,8	34
03250514	5 x 2 x 0,14	6,2	13,4	43
03250614	6 x 2 x 0,14	6,4	16,1	50
03250814	8 x 2 x 0,14	7,0	21,5	59
03251014	10 x 2 x 0,14	7,7	26,9	71
03251214	12 x 2 x 0,14	8,9	32,3	87
03251414	14 x 2 x 0,14	9,4	37,6	98
03251614	16 x 2 x 0,14	9,7	43,0	110
03251814	18 x 2 x 0,14	10,1	48,4	120
03252014	20 x 2 x 0,14	10,1	53,8	125
03252414	24 x 2 x 0,14	11,4	64,5	148
03252514	25 x 2 x 0,14	11,4	67,2	153
03252614	26 x 2 x 0,14	11,7	69,9	170
03252814	28 x 2 x 0,14	11,7	75,3	167
03253014	30 x 2 x 0,14	12,8	80,6	189
03253214	32 x 2 x 0,14	13,1	86,0	202
03253614	36 x 2 x 0,14	13,6	96,8	223
03254014	40 x 2 x 0,14	13,9	107,5	244
03255014	50 x 2 x 0,14	15,8	134,4	303
03255214	52 x 2 x 0,14	15,8	139,8	312
03250225	2 x 2 x 0,25	4,9	9,6	27
03250325	3 x 2 x 0,25	5,4	14,4	36
03250425	4 x 2 x 0,25	6,4	19,2	50
03250525	5 x 2 x 0,25	6,9	24,0	57
03250625	6 x 2 x 0,25	7,1	28,8	65
03250725	7 x 2 x 0,25	7,3	33,6	71
03250825	8 x 2 x 0,25	7,8	38,4	80
03251025	10 x 2 x 0,25	9,0	48,0	108
03251225	12 x 2 x 0,25	9,9	57,6	121
03251425	14 x 2 x 0,25	10,5	67,2	134
03251625	16 x 2 x 0,25	10,9	76,8	152
03251825	18 x 2 x 0,25	11,3	86,4	168
03252425	24 x 2 x 0,25	13,2	115,2	222
03254025	40 x 2 x 0,25	16,0	192,0	363

item no.	no. of pairs x cross section n x 2 x mm ²	outer-ø ± 10% mm	copper figure kg/km	cable weight ≈ kg/km
03250234	2 x 2 x 0,34	5,8	13,1	37
03250334	3 x 2 x 0,34	6,6	19,6	53
03250434	4 x 2 x 0,34	7,6	26,1	70
03250534	5 x 2 x 0,34	8,7	32,6	92
03250634	6 x 2 x 0,34	8,9	39,2	104
03250734	7 x 2 x 0,34	9,2	45,7	105
03250834	8 x 2 x 0,34	9,8	52,2	118
03251034	10 x 2 x 0,34	10,8	65,3	142
03251234	12 x 2 x 0,34	12,4	78,3	178
03251434	14 x 2 x 0,34	13,1	91,4	201
03251834	18 x 2 x 0,34	14,1	117,5	253
03252434	24 x 2 x 0,34	16,4	156,7	331
03250250	2 x 2 x 0,50	6,4	19,2	47
03250350	3 x 2 x 0,50	7,1	28,8	64
03250450	4 x 2 x 0,50	8,6	38,4	87
03250550	5 x 2 x 0,50	9,4	48,0	105
03250650	6 x 2 x 0,50	9,6	57,6	120
03250750	7 x 2 x 0,50	9,9	67,2	128
03250850	8 x 2 x 0,50	10,6	76,8	146
03251050	10 x 2 x 0,50	11,8	96,0	174
03251250	12 x 2 x 0,50	13,4	115,2	216
03251450	14 x 2 x 0,50	14,6	134,4	259
03251850	18 x 2 x 0,50	15,3	172,8	311
03252450	24 x 2 x 0,50	17,8	230,4	406
03250275	2 x 2 x 0,75	7,3	28,8	63
03250375	3 x 2 x 0,75	8,6	43,2	87
03250475	4 x 2 x 0,75	9,9	57,6	118
03250575	5 x 2 x 0,75	10,7	72,0	140
03250675	6 x 2 x 0,75	11,1	86,4	164
03250775	7 x 2 x 0,75	11,4	100,8	173
03250875	8 x 2 x 0,75	12,7	115,2	207
03251075	10 x 2 x 0,75	14,0	144,0	251
03251275	12 x 2 x 0,75	15,9	172,8	309
03251475	14 x 2 x 0,75	16,8	201,6	351
03251875	18 x 2 x 0,75	18,1	259,2	443
03252475	24 x 2 x 0,75	20,6	345,6	559

Other dimensions and colours are possible on request.

LiYCY PVC data cable with overall copper screen



Marking for LiYCY 03150714:
SAB BRÖCKSKES · D-VIERSEN · LiYCY 7 x 0,14 mm² CE

Construction:

Conductor:	bare copper strands with reference to DIN VDE 0812
Insulation:	PVC, Y12 acc. to DIN VDE 0207 part 4
Colour code:	with reference to DIN 47100
Stranding:	in layers
Wrapping:	PETP foil
Screen:	tinned copper braiding
Sheath material:	PVC, YM1 acc. to DIN VDE 0207 part 5
Sheath colour:	grey (RAL 7032)

Outstanding features:

- good EMC characteristic
- flexible
- small outer diameter
- small bending radius

Technical data:

Peak operating voltage:	< 0,25 mm² = max. 350 V ≥ 0,25 mm² = max. 500 V
Testing voltage:	< 0,25 mm² = 800 V ≥ 0,25 mm² = 1200 V
Min. bending radius	
<i>fixed laying:</i>	5 x d
<i>flexible application:</i>	10 x d
Capacitance:	see page N/8
Radiation resistance:	8 x 10 ⁷ cJ/kg
Temperature range	
<i>fixed laying:</i>	-30/+70 °C
<i>flexible application:</i>	-5/+70 °C
Fire performance:	flame retardant and self-extinguishing acc. to IEC 60332-1-2 + EN 60332-1-2
Oil resistance:	acc. to internal standard, see page N/13
Chem. resistance:	see page N/9
Absence of harmful substances:	acc. to RoHS directive of the European Union see page N/14

item no.	no. of cores x cross section n x mm²	outer-ø ± 5% mm	copper figure kg/km	cable weight ≈ kg/km
03150214	2 x 0,14	3,6	12,6	18
03150314	3 x 0,14	3,8	14,1	21
03150414	4 x 0,14	4,0	15,9	24
03150514	5 x 0,14	4,3	19,5	29
03150614	6 x 0,14	4,6	22,0	33
03150714	7 x 0,14	4,6	24,0	33
03150814	8 x 0,14	5,4	26,0	44
03151014	10 x 0,14	5,8	29,0	47
03151214	12 x 0,14	6,2	32,0	55
03151414	14 x 0,14	6,4	35,0	61
03151614	16 x 0,14	6,7	49,0	69
03151814	18 x 0,14	7,0	54,0	75
03152014	20 x 0,14	7,3	58,0	82
03152114	21 x 0,14	7,6	60,0	87
03152414	24 x 0,14	8,0	74,0	92
03152514	25 x 0,14	8,6	78,0	102
03152714	27 x 0,14	8,6	85,0	106
03153014	30 x 0,14	8,8	98,0	116
03153214	32 x 0,14	9,1	108,0	122
03153614	36 x 0,14	9,4	117,0	133
03154014	40 x 0,14	10,0	126,0	148
03154414	44 x 0,14	10,6	138,0	168
03154814	48 x 0,14	10,8	145,0	177
03155014	50 x 0,14	11,0	150,0	183
03155214	52 x 0,14	11,0	155,0	187
03155614	56 x 0,14	11,3	166,0	202
03156114	61 x 0,14	11,6	176,0	213
03150125	1 x 0,25	2,7	8,0	13
03150225	2 x 0,25	3,9	15,0	23

item no.	no. of cores x cross section n x mm²	outer-ø ± 5% mm	copper figure kg/km	cable weight ≈ kg/km
03150325	3 x 0,25	4,1	18,0	26
03150425	4 x 0,25	4,4	22,0	31
03150525	5 x 0,25	4,9	25,0	38
03150625	6 x 0,25	5,3	30,0	45
03150725	7 x 0,25	5,3	32,0	46
03150825	8 x 0,25	6,1	35,0	59
03150925	9 x 0,25	6,5	39,0	67
03151025	10 x 0,25	6,6	42,0	65
03151225	12 x 0,25	6,8	50,0	73
03151425	14 x 0,25	7,1	64,0	81
03151525	15 x 0,25	7,4	68,0	90
03151625	16 x 0,25	7,4	71,0	91
03151825	18 x 0,25	7,8	80,0	102
03152025	20 x 0,25	8,5	96,0	117
03152125	21 x 0,25	8,8	105,0	125
03152425	24 x 0,25	9,3	115,0	133
03152525	25 x 0,25	9,5	117,0	139
03152725	27 x 0,25	9,5	120,0	145
03153025	30 x 0,25	9,8	132,0	157
03153225	32 x 0,25	10,1	138,0	166
03153625	36 x 0,25	10,7	152,0	195
03154025	40 x 0,25	11,3	164,0	217
03154425	44 x 0,25	11,8	180,0	229
03154825	48 x 0,25	12,4	209,0	254
03155025	50 x 0,25	12,7	222,0	262
03155225	52 x 0,25	12,7	234,0	269
03155625	56 x 0,25	13,0	259,0	288
03156125	61 x 0,25	13,4	287,0	306

Continued on next page

LiYCY PVC data cable with overall copper screen



Marking for LiYCY 03150714:
SAB BRÖCKSKES · D-VIERSEN · LiYCY 7 x 0,14 mm² CE

item no.	no. of cores x cross section n x mm ²	outer-ø ± 5% mm	copper figure kg/km	cable weight ≈ kg/km	item no.	no. of cores x cross section n x mm ²	outer-ø ± 5% mm	copper figure kg/km	cable weight ≈ kg/km
03150234	2 x 0,34	4,5	17,0	29	03152750	27 x 0,50	12,8	184,2	269
03150334	3 x 0,34	4,9	21,0	35	03153050	30 x 0,50	13,2	203,6	293
03150434	4 x 0,34	5,3	25,0	43	03153250	32 x 0,50	13,7	213,5	311
03150534	5 x 0,34	5,7	30,0	52	03153650	36 x 0,50	14,2	239,0	344
03150634	6 x 0,34	6,4	37,0	64	03154050	40 x 0,50	15,8	289,4	416
03150734	7 x 0,34	6,4	42,0	65	03154250	42 x 0,50	15,8	299,0	429
03150834	8 x 0,34	7,2	45,0	81	03155050	50 x 0,50	17,0	349,7	487
03151034	10 x 0,34	7,8	63,0	89	03155250	52 x 0,50	17,0	359,3	500
03151234	12 x 0,34	8,0	70,0	100	03156150	61 x 0,50	18,0	403,7	565
03151434	14 x 0,34	8,8	78,0	121	03150175	1 x 0,75	3,5	15,7	22
03151634	16 x 0,34	9,2	87,0	134	03150275	2 x 0,75	5,6	30,3	45
03151834	18 x 0,34	9,7	108,0	150	03150375	3 x 0,75	6,1	37,6	56
03152034	20 x 0,34	10,1	124,0	163	03150475	4 x 0,75	6,6	46,5	68
03152134	21 x 0,34	10,7	127,0	185	03150575	5 x 0,75	7,1	55,7	83
03152434	24 x 0,34	11,3	140,0	200	03150675	6 x 0,75	7,7	66,8	99
03152734	27 x 0,34	11,5	151,0	216	03150775	7 x 0,75	7,7	74,0	103
03153034	30 x 0,34	11,9	162,0	233	03150875	8 x 0,75	9,2	83,8	136
03153234	32 x 0,34	12,7	171,0	257	03151075	10 x 0,75	10,0	101,1	150
03153634	36 x 0,34	13,2	188,0	285	03151275	12 x 0,75	10,5	133,9	183
03154034	40 x 0,34	14,0	208,0	316	03151475	14 x 0,75	11,0	148,5	203
03154234	42 x 0,34	14,0	215,0	326	03151675	16 x 0,75	11,5	169,2	231
03154434	44 x 0,34	14,6	223,0	334	03151875	18 x 0,75	12,4	184,0	264
03154834	48 x 0,34	14,8	243,0	355	03152175	21 x 0,75	13,6	211,0	307
03155034	50 x 0,34	15,8	248,0	402	03152475	24 x 0,75	14,4	239,1	333
03155234	52 x 0,34	15,8	273,0	412	03152775	27 x 0,75	14,7	260,9	363
03155634	56 x 0,34	16,2	292,0	437	03153075	30 x 0,75	15,8	313,4	428
03156134	61 x 0,34	16,7	316,0	464	03153275	32 x 0,75	16,3	328,3	453
03150150	1 x 0,50	3,2	13,3	19	03153675	36 x 0,75	16,9	357,8	496
03150250	2 x 0,50	5,0	23,5	36	03150180	1 x 1,00	3,6	18,2	25
03150350	3 x 0,50	5,2	28,4	42	03150280	2 x 1,00	5,8	35,2	50
03150450	4 x 0,50	5,6	35,1	51	03150380	3 x 1,00	6,3	46,4	64
03150550	5 x 0,50	6,3	41,6	64	03150480	4 x 1,00	6,8	57,9	79
03150650	6 x 0,50	6,8	48,3	75	03150580	5 x 1,00	7,4	69,6	96
03150750	7 x 0,50	6,8	53,1	78	03150680	6 x 1,00	8,0	81,3	113
03150850	8 x 0,50	7,8	62,0	99	03150780	7 x 1,00	8,0	90,9	120
03151050	10 x 0,50	8,8	74,5	115	03150185	1 x 1,50	3,8	24,7	31
03151250	12 x 0,50	9,0	84,2	128	03150285	2 x 1,50	6,5	46,5	68
03151450	14 x 0,50	9,4	93,5	143	03150385	3 x 1,50	6,8	62,7	79
03151650	16 x 0,50	9,9	105,9	162	03150485	4 x 1,50	7,4	79,2	98
03151850	18 x 0,50	10,6	133,9	191	03150585	5 x 1,50	8,6	95,8	131
03152050	20 x 0,50	11,1	143,8	208	03150685	6 x 1,50	9,3	112,7	155
03152150	21 x 0,50	11,6	154,9	224	03150785	7 x 1,50	9,3	127,1	164
03152450	24 x 0,50	12,6	169,7	248					
03152550	25 x 0,50	12,8	174,6	256					

Other dimensions and colours are possible on request.

LIYCY (B) TP Paired PVC data cable with overall copper screen



Marking for LIYCY (B) TP 03450325:

SAB BRÖCKSKES · D-VIERSEN · LIYCY (B) TP 3 x 2 x 0,25 mm² CE

Construction:

Conductor:	bare copper strands with reference to DIN VDE 0812
Insulation:	PVC, YI2 acc. to DIN VDE 0207 part 4
Colour code:	with reference to DIN 47100
Stranding:	cores twisted to pairs, pairs twisted in layers
Wrapping:	PETP foil
Screen:	tinned copper braiding with a tinned copper drain wire (0,34 mm ²)
Sheath material:	PVC, YM1 acc. to DIN VDE 0207 part 5
Sheath colour:	grey (RAL 7032)

Outstanding features:

- good EMC characteristic
- flexible
- small outer diameter
- small bending radius

Technical data:

Peak operating voltage:	< 0,25 mm ² = max. 350 V ≥ 0,25 mm ² = max. 500 V
Testing voltage:	< 0,25 mm ² = 800 V ≥ 0,25 mm ² = 1200 V
Min. bending radius	
fixed laying:	5 x d
flexible application:	10 x d
Capacitance:	see page N/8
Radiation resistance:	8 x 10 ⁷ cJ/kg
Temperature range	
fixed laying:	-30/+70 °C
flexible application:	-5/+70 °C
Fire performance:	flame retardant and self-extinguishing acc. to IEC 60332-1-2 + EN 60332-1-2
Oil resistance:	acc. to internal standard, see page N/13
Chem. resistance:	see page N/9
Absence of harmful substances:	acc. to RoHS directive of the European Union see page N/14

item no.	no. of pairs x cross section n x 2 x mm ²	outer-ø ± 10% mm	copper figure kg/km	cable weight ≈ kg/km
03450214	2 x 2 x 0,14	5,2	19,1	34
03450314	3 x 2 x 0,14	5,7	23,4	41
03450414	4 x 2 x 0,14	6,5	27,8	53
03450514	5 x 2 x 0,14	7,0	31,9	60
03450614	6 x 2 x 0,14	7,2	36,2	68
03450814	8 x 2 x 0,14	7,8	43,4	80
03451014	10 x 2 x 0,14	8,9	50,6	100
03451214	12 x 2 x 0,14	9,7	58,2	111
03451614	16 x 2 x 0,14	10,5	71,4	136
03451814	18 x 2 x 0,14	11,1	92,8	159
03452014	20 x 2 x 0,14	11,1	98,1	164
03452414	24 x 2 x 0,14	12,8	114,8	203
03452514	25 x 2 x 0,14	12,8	117,5	207
03452814	28 x 2 x 0,14	13,1	125,7	221
03453014	30 x 2 x 0,14	13,8	135,6	237
03453614	36 x 2 x 0,14	14,6	157,3	275
03454014	40 x 2 x 0,14	14,9	168,2	296
03454414	44 x 2 x 0,14	16,3	205,9	348
03455214	52 x 2 x 0,14	17,0	228,1	388
03456114	61 x 2 x 0,14	18,3	263,2	443
03450225	2 x 2 x 0,25	5,7	24,9	42
03450325	3 x 2 x 0,25	6,4	31,4	55
03450625	6 x 2 x 0,25	7,9	50,7	85
03450825	8 x 2 x 0,25	9,0	62,1	109
03451025	10 x 2 x 0,25	9,8	73,9	132
03451225	12 x 2 x 0,25	10,9	101,9	160
03451625	16 x 2 x 0,25	11,9	126,8	195
03451825	18 x 2 x 0,25	12,7	136,6	222

item no.	no. of pairs x cross section n x 2 x mm ²	outer-ø ± 10% mm	copper figure kg/km	cable weight ≈ kg/km
03452425	24 x 2 x 0,25	14,2	170,3	270
03450234	2 x 2 x 0,34	6,8	31,5	57
03450334	3 x 2 x 0,34	7,4	39,7	72
03450434	4 x 2 x 0,34	8,8	49,8	99
03450534	5 x 2 x 0,34	9,5	58,5	116
03450634	6 x 2 x 0,34	9,7	65,1	128
03450834	8 x 2 x 0,34	10,6	80,7	144
03451234	12 x 2 x 0,34	13,4	133,1	225
03451634	16 x 2 x 0,34	14,6	165,0	280
03451834	18 x 2 x 0,34	15,1	178,3	306
03452434	24 x 2 x 0,34	17,6	255,1	415
03450250	2 x 2 x 0,50	7,2	39,3	66
03450350	3 x 2 x 0,50	7,9	50,1	84
03450650	6 x 2 x 0,50	10,4	86,0	146
03450850	8 x 2 x 0,50	10,9	111,5	166
03451050	10 x 2 x 0,50	13,2	146,5	229
03451250	12 x 2 x 0,50	14,4	175,7	268
03451650	16 x 2 x 0,50	16,3	241,3	368
03451850	18 x 2 x 0,50	16,9	261,0	399
03452050	20 x 2 x 0,50	16,9	280,2	418
03452450	24 x 2 x 0,50	19,0	330,4	491
03450275	2 x 2 x 0,75	8,5	52,4	92
03450375	3 x 2 x 0,75	9,4	69,4	112
03450675	6 x 2 x 0,75	12,5	136,5	218
03451275	12 x 2 x 0,75	17,1	261,2	385
03451675	16 x 2 x 0,75	18,6	329,9	482
03451875	18 x 2 x 0,75	19,3	369,3	535
03452475	24 x 2 x 0,75	21,8	469,2	661

Other dimensions and colours are possible on request.

LiFYCY (B) TP Paired PVC data cable with overall copper screen, twisted pairs



Marking for LiFYCY (B) TP 03030820:
SAB BRÖCKSKES · D-VIERSEN · LiFYCY (B) TP 8 x 2 x 0,2 mm² C

Construction:

Conductor:	bare copper strands, extra fine wires
Insulation:	PVC, Y12 acc. to DIN VDE 0207 part 4
Colour code:	with reference to DIN 47100
Stranding:	cores twisted to pairs, pairs twisted in layers
Wrapping:	PETP foil
Screen:	tinned copper braiding with a tinned copper drain wire (0,25 mm ²)
Sheath material:	PVC, YM1 acc. to DIN VDE 0207 part 5
Sheath colour:	grey (RAL 7032)

Outstanding features:

- good EMC characteristic
- highly flexible
- good handling
- small bending radius


Technical data:

Peak operating voltage:	max. 350 V
Testing voltage:	800 V
Min. bending radius	
<i>fixed laying:</i>	5 x d
<i>flexible application:</i>	10 x d
Capacitance:	see page N/8
Radiation resistance:	8 x 10 ⁷ cJ/kg
Temperature range	
<i>fixed laying:</i>	-30/+70 °C
<i>flexible application:</i>	-5/+70 °C
Fire performance:	flame retardant and self-extinguishing acc. to IEC 60332-1-2 + EN 60332-1-2
Oil resistance:	acc. to internal standard, see page N/13
Chem. resistance:	see page N/9
Absence of harmful substances:	acc. to RoHS directive of the European Union see page N/14

item no.	no. of pairs x cross section n x 2 x mm ²	nominal wire ø mm	outer-ø ± 10% mm	copper figure kg/km	cable weight ≈ kg/km
03030220	2 x 2 x 0,20	0,05	5,4	22,1	38
03030320	3 x 2 x 0,20	0,05	6,1	27,6	50
03030420	4 x 2 x 0,20	0,05	6,9	33,0	58
03030620	6 x 2 x 0,20	0,05	7,5	42,4	76
03030820	8 x 2 x 0,20	0,05	9,0	53,7	103
03031220	12 x 2 x 0,20	0,05	10,3	73,6	133
03031820	18 x 2 x 0,20	0,05	11,8	118,3	191
03032420	24 x 2 x 0,20	0,05	13,6	146,2	243
03033220	32 x 2 x 0,20	0,05	15,1	182,9	305

Other dimensions and colours are possible on request.

LIYDY-CY TP Paired PVC data cable with pair-wise and overall copper screen



Marking for LIYDY-CY TP 03410425:

SAB BRÖCKSKES · D-VIERSEN · LIYDY-CY TP 4 x 2 x 0,25 mm² CE

Construction:

Conductor:	bare copper strands with reference to DIN VDE 0812
Insulation:	PVC, Y12 acc. to DIN VDE 0207 part 4
Colour code:	with reference to DIN 47100
Stranding:	2 cores twisted to pairs
Screen:	wrapped pair-wise with tinned copper wires
Inner sheath:	pair-wise PVC, YM1 acc. to DIN VDE 0207 part 5
Stranding:	pairs in concentric layers
Wrapping:	PETP foil
Screen:	tinned copper braiding with a tinned copper drain wire (equal to conductor section)
Sheath material:	PVC, YM1 acc. to DIN VDE 0207 part 5
Sheath colour:	grey (RAL 7032)

Technical data:

Peak operating voltage:	< 0,25 mm ² = max. 350 V ≥ 0,25 mm ² = max. 500 V
Testing voltage:	< 0,25 mm ² = 800 V ≥ 0,25 mm ² = 1200 V
Min. bending radius	
fixed laying:	5 x d
flexible application:	10 x d
Capacitance:	see page N/8
Radiation resistance:	8 x 10 ⁷ cJ/kg
Temperature range	
fixed laying:	-30/+70 °C
flexible application:	-5/+70 °C
Fire performance:	flame retardant and self-extinguishing acc. to IEC 60332-1-2 + EN 60332-1-2
Oil resistance:	acc. to internal standard, see page N/13
Chem. resistance:	see page N/9
Absence of harmful substances:	acc. to RoHS directive of the European Union see page N/14

Outstanding features:

- very good EMC characteristic
- flexible

item no.	no. of pairs x cross section n x 2 x mm ²	outer-ø ± 10% mm	copper figure kg/km	cable weight ≈ kg/km
03410214	2 x 2 x 0,14	8,1	35,6	82
03410314	3 x 2 x 0,14	9,2	45,4	111
03410414	4 x 2 x 0,14	9,9	55,4	127
03410614	6 x 2 x 0,14	11,8	95,0	187
03410814	8 x 2 x 0,14	13,8	115,6	245
03411014	10 x 2 x 0,14	14,8	153,9	297
03411214	12 x 2 x 0,14	15,6	179,5	331
03411414	14 x 2 x 0,14	15,7	189,7	352
03411614	16 x 2 x 0,14	17,3	221,7	415
03412414	24 x 2 x 0,14	20,4	297,4	571
03410225	2 x 2 x 0,25	8,4	41,2	92
03410325	3 x 2 x 0,25	9,4	53,2	122
03410425	4 x 2 x 0,25	11,6	89,2	176
03410625	6 x 2 x 0,25	13,9	114,5	241
03410825	8 x 2 x 0,25	15,1	157,2	313
03411025	10 x 2 x 0,25	16,5	187,7	354
03411225	12 x 2 x 0,25	16,9	208,1	389
03411425	14 x 2 x 0,25	17,4	238,2	426
03411625	16 x 2 x 0,25	18,7	259,7	480
03412425	24 x 2 x 0,25	23,7	365,9	709

item no.	no. of pairs x cross section n x 2 x mm ²	outer-ø ± 10% mm	copper figure kg/km	cable weight ≈ kg/km
03410234	2 x 2 x 0,34	10,6	57,4	133
03410334	3 x 2 x 0,34	11,2	70,9	152
03410434	4 x 2 x 0,34	12,2	99,9	198
03410634	6 x 2 x 0,34	14,6	142,0	280
03410834	8 x 2 x 0,34	17,1	201,3	382
03411034	10 x 2 x 0,34	18,4	223,9	429
03411234	12 x 2 x 0,34	18,8	249,2	474
03411434	14 x 2 x 0,34	20,6	316,6	574
03411634	16 x 2 x 0,34	20,9	343,2	626
03412434	24 x 2 x 0,34	24,8	446,5	851
03410250	2 x 2 x 0,50	10,8	61,8	142
03410350	3 x 2 x 0,50	11,2	77,8	167
03410450	4 x 2 x 0,50	13,4	115,6	233
03410650	6 x 2 x 0,50	15,0	174,3	322
03410850	8 x 2 x 0,50	18,2	227,8	433
03411050	10 x 2 x 0,50	19,9	270,8	505
03411250	12 x 2 x 0,50	20,8	303,7	555
03411450	14 x 2 x 0,50	21,4	336,2	607
03411650	16 x 2 x 0,50	23,1	393,7	696
03412450	24 x 2 x 0,50	26,5	533,9	960

Other dimensions and colours are possible on request.

SRY D 311 Semi-rigid PVC data cable



2464 80°C 300V CSA AWM I/II A/B 80°C 300V FT1 FT2 CE

Marking for SRY D 311 03110322:

SAB BRÖCKSKES · D-VIERSEN · 03112522 SRY D 311 22 AWG/25c 03112225

AWM Style 2464 80°C 300V CSA AWM I/II A/B 80°C 300V FT1 FT2 CE

Construction:

Conductor:	bare copper strands acc. to ASTM B 286
Insulation:	semi-rigid PVC
Colour code:	colour code US 2 see page N/11
Stranding:	in layers
Sheath material:	PVC, YM1 acc. to DIN VDE 0207 part 5
Sheath colour:	grey (RAL 7032)

Outstanding features:

- flexible
- small outer diameter
- small bending radius

Technical data:

Voltage UL/CSA:	300 V	
Testing voltage:	1500 V	
Min. bending radius		
<i>fixed laying:</i>	5 x d	
<i>flexible application:</i>	10 x d	
Temperature range	DIN VDE	UL/CSA
<i>fixed laying:</i>	-30/+70 °C	up to + 80 °C
<i>flexible application:</i>	- 5/+70 °C	up to + 80 °C
Fire performance:	flame retardant and self-extinguishing acc. to IEC 60332-1-2 + EN 60332-1-2, CSA FT1 FT2	
Oil resistance:	acc. to internal standard, see page N/13	
Chem. resistance:	see page N/9	
Absence of harmful substances:	acc. to RoHS directive of the European Union see page N/14	



On request also possible with colour code **DIN 47100** see page N/10

item no.	no. of cores x cross section n x AWG	outer-ø ± 5% mm	copper figure kg/km	cable weight ≈ kg/km
03110226	2 x 26	3,6	2,7	16
03110326	3 x 26	3,8	4,0	19
03110426	4 x 26	4,0	5,4	21
03110526	5 x 26	4,3	6,7	25
03110726	7 x 26	4,7	9,4	30
03110826	8 x 26	5,2	10,8	36
03111226	12 x 26	5,7	16,1	45
03111626	16 x 26	6,3	21,5	56
03111826	18 x 26	6,6	24,2	61
03112526	25 x 26	7,8	33,6	80
03110224	2 x 24	3,9	4,4	20
03110324	3 x 24	4,1	6,6	23
03110424	4 x 24	4,3	8,8	27
03110524	5 x 24	4,7	11,0	32
03110724	7 x 24	5,0	15,5	39
03110824	8 x 24	5,7	17,7	45
03111224	12 x 24	6,3	26,5	59
03111624	16 x 24	6,9	35,3	74
03111824	18 x 24	7,2	39,7	82
03112524	25 x 24	8,5	55,2	107
03110222	2 x 22	4,2	6,9	24
03110322	3 x 22	4,4	10,4	29
03110422	4 x 22	4,7	13,8	34
03110522	5 x 22	5,1	17,3	41
03110722	7 x 22	5,5	24,2	51
03110822	8 x 22	6,2	27,6	60

item no.	no. of cores x cross section n x AWG	outer-ø ± 5% mm	copper figure kg/km	cable weight ≈ kg/km
03111222	12 x 22	6,9	41,5	78
03111622	16 x 22	7,6	55,3	100
03111822	18 x 22	8,0	62,2	110
03112522	25 x 22	9,4	86,4	146
03110220	2 x 20	4,7	11,9	33
03110320	3 x 20	4,9	17,9	40
03110420	4 x 20	5,3	23,8	48
03110520	5 x 20	5,7	29,8	57
03110720	7 x 20	6,2	41,7	73
03111220	12 x 20	7,9	71,4	115
03111820	18 x 20	9,2	107,1	164
03112520	25 x 20	12,4	148,8	228
03110218	2 x 18	5,2	18,4	43
03110318	3 x 18	5,4	27,6	53
03110418	4 x 18	5,9	36,9	66
03110518	5 x 18	6,4	46,1	79
03110718	7 x 18	6,9	64,5	102
03111218	12 x 18	8,9	110,6	164
03111818	18 x 18	10,6	165,9	238
03112518	25 x 18	13,1	230,4	321
03110216	2 x 16	5,5	23,6	51
03110316	3 x 16	5,8	35,4	64
03110416	4 x 16	6,2	47,2	78
03110516	5 x 16	6,8	59,0	92
03110716	7 x 16	7,4	82,7	123

Other dimensions and colours are possible on request.



SRY D 321 C Semi-rigid PVC data cable with overall copper screen



Marking for SRY D 321 C 03210322:

SAB BRÖCKSKES · D-VIERSEN · 03210722 SRY D 321 C 22 AWG/7c 03212207

AWM Style 2464 80°C 300V CSA AWM I/II A/B 80°C 300V FT1 FT2 CE

Construction:

Conductor:	bare copper strands acc. to. ASTM B 286
Insulation:	semi-rigid PVC
Colour code:	colour code US 2 see page N/11
Stranding:	in layers
Wrapping:	PETP foil
Screen:	tinned copper braiding
Sheath material:	PVC, YM1 acc. to DIN VDE 0207 part 5
Sheath colour:	grey (RAL 7032)

Technical data:

Voltage UL/CSA:	300 V	
Testing voltage:	1500 V	
Min. bending radius		
<i>fixed laying:</i>	5 x d	
<i>flexible application:</i>	10 x d	
Temperature range	DIN VDE	UL/CSA
<i>fixed laying:</i>	-30/+70 °C	up to + 80 °C
<i>flexible application:</i>	- 5/+70 °C	up to + 80 °C
Fire performance:	flame retardant and self-extinguishing acc. to IEC 60332-1-2 + EN 60332-1-2, CSA FT1 FT2	
Oil resistance:	acc. to internal standard, see page N/13	
Chem. resistance:	see page N/9	
Absence of harmful substances:	acc. to RoHS directive of the European Union see page N/14	

Outstanding features:

- good EMC characteristic
- flexible
- small outer diameter
- small bending radius



On request also possible with colour code **DIN 47100** see page N/10

item no.	no. of cores x cross section n x AWG	outer-ø ± 5% mm	copper figure kg/km	cable weight ≈ kg/km
03210226	2 x 26	4,1	9,5	22
03210326	3 x 26	4,3	10,8	24
03210426	4 x 26	4,5	12,2	26
03210526	5 x 26	4,8	15,3	31
03210726	7 x 26	5,1	18,0	36
03210826	8 x 26	5,7	21,2	44
03211226	12 x 26	6,2	26,6	52
03211626	16 x 26	6,8	33,9	64
03211826	18 x 26	7,1	38,4	71
03212526	25 x 26	8,2	50,0	91
03210224	2 x 24	4,4	11,2	25
03210324	3 x 24	4,6	13,4	28
03210424	4 x 24	4,9	17,4	33
03210524	5 x 24	5,2	19,6	38
03210724	7 x 24	5,5	25,8	46
03210824	8 x 24	6,2	28,2	55
03211024	10 x 24	6,6	34,4	60
03211224	12 x 24	6,8	38,9	67
03211624	16 x 24	7,4	49,7	84
03211824	18 x 24	7,8	54,2	92
03212524	25 x 24	9,2	73,8	123
03210222	2 x 22	4,7	13,7	28
03210322	3 x 22	4,9	18,9	34
03210422	4 x 22	5,2	22,4	40
03210522	5 x 22	5,6	27,7	47
03210722	7 x 22	6,0	34,6	57
03210822	8 x 22	6,7	40,0	68
03211022	10 x 22	7,2	48,8	78
03211222	12 x 22	7,4	55,8	87

item no.	no. of cores x cross section n x AWG	outer-ø ± 5% mm	copper figure kg/km	cable weight ≈ kg/km
03211622	16 x 22	8,1	71,7	110
03211822	18 x 22	8,7	78,8	124
03212522	25 x 22	10,1	107,4	136
03210220	2 x 20	5,2	20,5	37
03210320	3 x 20	5,4	26,5	44
03210420	4 x 20	5,8	34,2	54
03210520	5 x 20	6,2	40,3	63
03210620	6 x 20	6,7	48,1	74
03210720	7 x 20	6,7	54,0	80
03211020	10 x 20	8,2	76,0	109
03211220	12 x 20	8,5	87,9	127
03211820	18 x 20	9,9	126,1	179
03212520	25 x 20	11,6	172,8	238
03210218	2 x 18	5,6	28,8	47
03210318	3 x 18	5,9	38,1	57
03210418	4 x 18	6,3	49,1	71
03210518	5 x 18	6,9	60,3	86
03210718	7 x 18	7,4	78,8	108
03210818	8 x 18	8,6	90,2	131
03211218	12 x 18	9,6	129,4	176
03211818	18 x 18	11,1	189,5	251
03212518	25 x 18	13,4	258,9	346
03210216	2 x 16	6,0	34,1	54
03210316	3 x 16	6,2	45,9	67
03210416	4 x 16	6,7	59,6	83
03210516	5 x 16	7,3	73,3	101
03210716	7 x 16	7,9	99,0	130
03210816	8 x 16	9,1	113,1	157
03211216	12 x 16	10,2	162,8	212

Other dimensions and colours are possible on request.



SRY D 351 C (B) TP Semi-rigid paired PVC data cable with overall copper screen



Marking for SRY D 351 C (B) TP 03510322:
SAB BRÖCKSKES · D-VIERSEN · 03510322 SRY D 351 C (B) TP 22 AWG/3pr 03512203
AWM Style 2464 80°C 300V CSA AWM I/II A/B 80°C 300V FT1 FT2 CE

Construction:

Conductor:	bare copper strands acc. to ASTM B 286
Insulation:	semi-rigid PVC
Colour code:	colour code US 3 see page N/11
Stranding:	cores twisted to pairs, pairs twisted in layers
Wrapping:	PETP foil
Screen:	tinned copper braiding with a tinned copper drain wire \approx (0,22 mm ²)
Sheath material:	PVC, YM1 acc. to DIN VDE 0207 part 5
Sheath colour:	grey (RAL 7032)

Technical data:

Voltage UL/CSA:	300 V	
Testing voltage:	1500 V	
Min. bending radius		
<i>fixed laying:</i>	5 x d	
<i>flexible application:</i>	10 x d	
Temperature range	DIN VDE	UL/CSA
<i>fixed laying:</i>	-30/+70 °C	up to + 80 °C
<i>flexible application:</i>	- 5/+70 °C	up to + 80 °C
Fire performance:	flame retardant and self-extinguishing acc. to IEC 60332-1-2 + EN 60332-1-2, CSA FT1 FT2	
Oil resistance:	acc. to internal standard, see page N/13	
Chem. resistance:	see page N/9	
Absence of harmful substances:	acc. to RoHS directive of the European Union see page N/14	

Outstanding features:

- good EMC characteristic
- flexible
- small outer diameter
- small bending radius



On request also possible with colour code **DIN 47100** see page N/10

item no.	no. of pairs x cross section n x 2 x AWG	outer- ϕ \pm 10% mm	copper figure kg/km	cable weight \approx kg/km
03510226	2 x 2 x 26	5,5	14,9	34
03510326	3 x 2 x 26	6,1	19,2	43
03510426	4 x 2 x 26	6,8	23,5	49
03510526	5 x 2 x 26	7,3	26,3	56
03510726	7 x 2 x 26	7,6	33,3	66
03510826	8 x 2 x 26	8,1	36,1	72
03511026	10 x 2 x 26	9,0	43,3	89
03511226	12 x 2 x 26	9,8	50,6	102
03511626	16 x 2 x 26	10,6	63,4	125
03511826	18 x 2 x 26	10,9	70,6	136
03512526	25 x 2 x 26	12,7	90,3	182
03512626	26 x 2 x 26	12,6	92,9	185
03510224	2 x 2 x 24	5,9	19,9	42
03510324	3 x 2 x 24	6,6	24,4	51
03510424	4 x 2 x 24	7,4	30,5	59
03510524	5 x 2 x 24	7,9	36,6	69
03510724	7 x 2 x 24	8,5	47,2	87
03510824	8 x 2 x 24	9,0	51,7	95
03511024	10 x 2 x 24	9,8	62,5	113
03511224	12 x 2 x 24	10,7	73,4	130
03511624	16 x 2 x 24	11,6	93,3	161
03511824	18 x 2 x 24	12,4	102,4	189
03512524	25 x 2 x 24	14,0	137,3	239
03512624	26 x 2 x 24	14,3	141,9	247
03510222	2 x 2 x 22	6,4	25,0	50
03510322	3 x 2 x 22	7,1	33,5	62
03510422	4 x 2 x 22	8,0	42,2	74

item no.	no. of pairs x cross section n x 2 x AWG	outer- ϕ \pm 10% mm	copper figure kg/km	cable weight \approx kg/km
03510522	5 x 2 x 22	8,8	50,9	91
03510722	7 x 2 x 22	9,3	64,9	110
03511222	12 x 2 x 22	11,8	105,7	170
03511822	18 x 2 x 22	13,7	151,2	246
03512522	25 x 2 x 22	15,8	203,0	332
03510220	2 x 2 x 20	7,0	36,6	64
03510320	3 x 2 x 20	7,6	50,3	80
03510420	4 x 2 x 20	9,2	64,1	104
03510520	5 x 2 x 20	9,9	77,9	124
03510720	7 x 2 x 20	10,4	103,6	155
03511220	12 x 2 x 20	13,9	169,7	255
03511820	18 x 2 x 20	16,0	244,6	368
03512520	25 x 2 x 20	18,1	336,9	484
03510218	2 x 2 x 18	7,8	51,4	81
03510318	3 x 2 x 18	9,0	71,7	114
03510418	4 x 2 x 18	10,2	92,3	138
03510518	5 x 2 x 18	11,1	112,8	166
03510718	7 x 2 x 18	11,7	151,7	211
03511218	12 x 2 x 18	16,0	251,6	365
03511818	18 x 2 x 18	18,0	366,1	511
03512518	25 x 2 x 18	20,6	521,4	692
03510216	2 x 2 x 16	8,2	61,9	96
03510316	3 x 2 x 16	9,6	89,1	133
03510416	4 x 2 x 16	10,9	115,0	164
03510516	5 x 2 x 16	11,8	140,8	198
03510716	7 x 2 x 16	12,9	188,5	264
03510816	8 x 2 x 16	13,8	215,8	297

Other dimensions and colours are possible on request.



DC 300 DS Semi-rigid PVC data cable with double screen



Marking for DC 300 DS 03242526:

SAB BRÖCKSKES · D-VIERSEN · 03242526 DC 300 DS 26 AWG/25c 03242625

UL AWM Style 2464 80°C 300V CSA AWM I/II A/B 80°C 300V FT1 FT2 CE

Construction:

Conductor:	tinned copper strands acc. to ASTM B 286
Insulation:	semi-rigid PVC
Colour code:	colour code US 2 see page N/11
Stranding:	in layers
Screen:	double screen, Alu-foil plus tinned copper braiding with tinned drain wire (0,22 mm ²)
Sheath material:	PVC, YM1 acc. to DIN VDE 0207 part 5
Sheath colour:	grey (RAL 7032)

Outstanding features:

- very good EMC characteristic
- small outer diameter
- small bending radius

Technical data:

Voltage UL/CSA:	300 V
Peak operating voltage:	max. 350 V
Testing voltage:	800 V
Min. bending radius	
<i>fixed laying:</i>	5 x d
<i>flexible application:</i>	10 x d
Radiation resistance:	8 x 10 ⁷ cJ/kg
Temperature range	
<i>fixed laying:</i>	-30/+70 °C
<i>flexible application:</i>	- 5/+70 °C
	UL/CSA
	up to + 80 °C
	up to + 80 °C
Fire performance:	flame retardant and self-extinguishing acc. to IEC 60332-1-2 + EN 60332-1-2, UL VW1, CSA FT1 FT2
Oil resistance:	acc. to internal standard, see page N/13
Absence of harmful substances:	acc. to RoHS directive of the European Union see page N/14

item no.	no. of cores x cross section n x AWG	outer-ø ± 5% mm	copper figure kg/km	cable weight ≈ kg/km
03240228	2 x 28	4,3	8,9	21
03240328	3 x 28	4,4	11,5	24
03240428	4 x 28	4,6	12,4	26
03240528	5 x 28	4,9	13,2	30
03240728	7 x 28	5,1	16,7	34
03241028	10 x 28	6,0	21,1	43
03241228	12 x 28	6,2	22,9	47
03241428	14 x 28	6,4	24,7	50
03241828	18 x 28	6,9	30,0	61
03242528	25 x 28	7,9	38,1	75
03240226	2 x 26	4,5	11,6	24
03240326	3 x 26	4,6	12,9	26
03240426	4 x 26	4,9	14,3	30
03240526	5 x 26	5,1	17,4	35
03240726	7 x 26	5,4	20,1	39
03241026	10 x 26	6,4	26,0	50
03241226	12 x 26	6,6	30,5	56
03241426	14 x 26	6,8	33,2	61
03241826	18 x 26	7,4	40,5	75
03242526	25 x 26	8,5	52,1	94

item no.	no. of cores x cross section n x AWG	outer-ø ± 5% mm	copper figure kg/km	cable weight ≈ kg/km
03240224	2 x 24	4,7	13,3	27
03240324	3 x 24	4,9	15,5	30
03240424	4 x 24	5,1	19,5	35
03240524	5 x 24	5,5	21,7	41
03240724	7 x 24	5,8	27,9	48
03241024	10 x 24	6,9	36,5	63
03241224	12 x 24	7,1	41,0	70
03241424	14 x 24	7,3	45,4	77
03241824	18 x 24	8,0	56,3	95
03242524	25 x 24	9,3	75,9	122
03240222	2 x 22	5,0	15,8	31
03240322	3 x 22	5,2	21,0	37
03240422	4 x 22	5,5	24,5	42
03240522	5 x 22	5,9	29,8	51
03240722	7 x 22	6,3	36,7	60
03241022	10 x 22	7,5	50,9	80
03241222	12 x 22	7,7	57,9	90
03241422	14 x 22	8,0	64,9	100
03241822	18 x 22	8,8	80,9	124
03242522	25 x 22	10,3	109,5	164

Other dimensions and colours are possible on request.

DC 300 DS TP Semi-rigid paired PVC data cable with double screen



Marking for DC 300 DS TP 03840326:
 SAB BRÖCKSKES · D-VIERSEN · 03840326 DC 300 DS TP 26 AWG/3pr 03842603
 AWM Style 2464 80°C 300V CSA AWM I/II A/B 80°C 300V FT1 FT2 CE

Construction:

Conductor:	tinned copper strands acc. to ASTM B 286
Insulation:	semi-rigid PVC
Colour code:	colour code US 3 see page N/11
Stranding:	cores twisted to pairs, pairs twisted in layers
Screen:	double screen, Alu-foil plus tinned copper braiding with tinned drain wire (0,22 mm ²)
Sheath material:	PVC, YM1 acc. to DIN VDE 0207 part 5
Sheath colour:	grey (RAL 7032)

Outstanding features:

- very good EMC characteristic
- small outer diameter
- small bending radius

Technical data:

Voltage UL/CSA:	300 V
Peak operating voltage:	max. 350 V
Testing voltage:	800 V
Min. bending radius	
<i>fixed laying:</i>	5 x d
<i>flexible application:</i>	10 x d
Radiation resistance:	8 x 10 ⁷ cJ/kg
Temperature range	
<i>fixed laying:</i>	-30/+70 °C
<i>flexible application:</i>	- 5/+70 °C
	UL/CSA
	up to + 80 °C
	up to + 80 °C
Fire performance:	flame retardant and self-extinguishing acc. to IEC 60332-1-2 + EN 60332-1-2, UL VW1, CSA FT1 FT2
Oil resistance:	acc. to internal standard, see page N/13
Absence of harmful substances:	acc. to RoHS directive of the European Union see page N/14

item no.	no. of pairs x cross section n x 2 x AWG	outer-ø ± 10% mm	copper figure kg/km	cable weight ≈ kg/km
03840228	2 x 2 x 28	5,1	13,0	29
03840328	3 x 2 x 28	5,5	14,7	34
03840428	4 x 2 x 28	6,1	18,0	40
03840528	5 x 2 x 28	6,5	19,8	46
03840728	7 x 2 x 28	6,9	24,9	53
03841028	10 x 2 x 28	7,9	31,9	67
03841428	14 x 2 x 28	9,0	40,7	85
03841828	18 x 2 x 28	9,6	49,5	104
03842528	25 x 2 x 28	10,8	63,8	130
03840226	2 x 2 x 26	5,4	14,9	33
03840326	3 x 2 x 26	5,9	19,2	40
03840426	4 x 2 x 26	6,6	23,5	48
03840526	5 x 2 x 26	7,0	26,2	56
03840726	7 x 2 x 26	7,3	31,7	63
03841026	10 x 2 x 26	8,5	43,2	83
03841426	14 x 2 x 26	9,8	56,1	108
03841826	18 x 2 x 26	10,5	68,8	133
03842526	25 x 2 x 26	11,8	90,1	166

item no.	no. of pairs x cross section n x 2 x AWG	outer-ø ± 10% mm	copper figure kg/km	cable weight ≈ kg/km
03840224	2 x 2 x 24	5,8	19,9	39
03840324	3 x 2 x 24	6,3	24,4	47
03840424	4 x 2 x 24	7,1	30,5	58
03840524	5 x 2 x 24	7,6	36,6	69
03840724	7 x 2 x 24	7,9	45,5	80
03841024	10 x 2 x 24	9,2	62,4	106
03841424	14 x 2 x 24	10,7	82,4	140
03841824	18 x 2 x 24	11,5	102,2	173
03842524	25 x 2 x 24	12,9	137,1	220
03840222	2 x 2 x 22	6,3	25,0	47
03840322	3 x 2 x 22	6,8	33,5	59
03840422	4 x 2 x 22	7,7	42,2	72
03840522	5 x 2 x 22	8,3	50,8	87
03840722	7 x 2 x 22	8,7	64,8	104
03841022	10 x 2 x 22	10,2	89,4	141
03841422	14 x 2 x 22	11,8	119,7	185
03841822	18 x 2 x 22	12,7	151,0	232
03842522	25 x 2 x 22	14,7	200,2	308

Other dimensions and colours are possible on request.

RG 179 FEP FEP insulated Koax cable with FEP jacket in reference to RG 179 (75 Ω)



Construction:

Conductor:	silver-plated strands, fine wires
Insulation:	FEP
Color code:	nature
Screen:	silver-plated braiding
Sheath material:	FEP
Sheath color:	black (RAL 9005)

Outstanding features:

- excellent resistance against chemicals and solvents
- excellent temperature resistance and flexibility at low temperatures
- excellent electrical insulating characteristics with low, nearly frequency-independent dielectric characteristics

Technical data:

Frequency range:	max. 1 GHz
Peak operating voltage:	900 V
Testing voltage:	2000 V
Min. bending radius:	7.5 x d
Intrinsic impedance:	75 Ω ± 5 Ω
Spreading velocity:	approx. 69%
Capacitance:	max. 75 pF/m
Conductor resistance:	max. 363 Ω/km
Attenuation at 20 °C:	50 MHz approx. 15 dB/100 m 100 MHz approx. 20 dB/100 m 400 MHz approx. 55 dB/100 m 900 MHz approx. 70 dB/100 m 1000 MHz approx. 85 dB/100 m 1800 MHz approx. 90 dB/100 m 3000 MHz approx. 110 dB/100 m
Regularity:	50 MHz up to 400 MHz > 26 dB 400 MHz up to 1000 MHz > 24 dB 1000 MHz up to 3000 MHz > 20 dB
Temperature range <i>fixed laying:</i>	-90/+180 °C
<i>flexible application:</i>	-55/+180 °C
Chem. resistance:	very good against acids, halogens, bases, chlorinated solvents as well as organic and inorganic compounds
Absence of harmful substances:	acc. to RoHS directive of the European Union see page N/14

item no.	nominal cross-section mm ²	nominal single wire ø mm	outer-ø mm	copper figure kg/km	cable weight ≈ kg/km
36200062	1 x 0,055	0,11	2,54 ± 0,15 mm	9,5	15

Other dimensions and colours are possible on request.

RG 316 FEP FEP insulated Koax cable with TPE jacket in reference to RG 316 (50 Ω)



Construction:

Conductor:	tinned copper strands, fine wires
Insulation:	FEP
Color code:	nature
Screen:	tinned copper braiding
Sheath material:	TPE
Sheath color:	black (RAL 9005)

Outstanding features:

- excellent temperature resistance and flexibility at low temperatures
- excellent electrical insulating characteristics with low, nearly frequency-independent dielectric characteristics

Technical data:

Frequency range:	max. 3 GHz
Peak operating voltage:	900 V
Testing voltage:	2000 V
Min. bending radius:	7.5 x d
Intrinsic impedance:	50 Ω ± 5 Ω
Spreading velocity:	approx. 69%
Capacitance:	max. 105 pF/m
Conductor resistance:	max. 363 Ω/km
Attenuation at 20 °C:	50 MHz approx. 19 dB/100 m 100 MHz approx. 27 dB/100 m 400 MHz approx. 57 dB/100 m 900 MHz approx. 90 dB/100 m 1000 MHz approx. 95 dB/100 m 1800 MHz approx. 140 dB/100 m 3000 MHz approx. 165 dB/100 m
Regularity:	50 MHz up to 400 MHz > 26 dB 400 MHz up to 1800 MHz > 23 dB 1800 MHz up to 3000 MHz > 15 dB
Temperature range <i>fixed laying:</i> <i>flexible application:</i>	-50/+90 °C -40/+90 °C
Absence of harmful substances:	acc. to RoHS directive of the European Union see page N/14

item no.	nominal cross-section mm ²	nominal single wire ø mm	outer-ø mm	copper figure kg/km	cable weight ≈ kg/km
36000172	1 x 0,17	0,175	2,55 ± 0,05	8,9	12

Other dimensions and colours are possible on request.